


TREE SPADE FEATURES

All Dutchman's Tree Spades come complete with a 5 or 7 section pendant control box or a Manual Valve. The pendant box is connected to the skid-steer/loader by way of a single plug. The optional pistol grip joystick allows the operator (in most machines) to remove a joystick handle and replace it with ours. Dutchman is proud to have launched a new *electronic control system*. The new "circuit-board" design radically improves any downtime and creates a user-friendly method of repair. The universal controls use a simple, 9-wire cable & plug to connect to the spade. This design then, can allow an operator to use multiple Dutchman attachments with a single controller.



Pistol Grip Joystick




Dutchman Lift-Mast Assembly for mounting a Tree Spade to rear of any tractor.




New "Round Frame" for Models 240i and 280i



Pendant-Style Control Box (Standard)



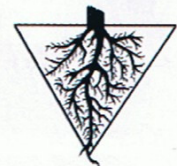
Manual Valve Assembly



Electric Valve Assembly with on-board diagnostics and circuit-board.



"Dutchman Truncated Spade" Ideal for hearty rooted systems.



"Dutchman Coned Spade" Ideal for tap rooted systems.



Side-swing Models also available!



Old-Style Gate-Hinge



vs. New-Style Gate-Hinge

The new Dutchman Gate-Hinge carries a 2 1/4" pin, hardened steel spacers, and aluminum bronze bushings in a "finger-joint" design. It has over double the surface area of the competition and virtually eliminates soil getting into the gate housing.

INCREASE YOUR PRODUCTIVITY WITH A PROVEN PERFORMER!

Please call DPM, Inc at 1-800-669-4408 for more information!

Largest Retail Distributor In The United States For Dutchman Products